

## Certification Badging on Hardhats for Safety

### 1.0 Purpose

- To prescribe a method of identification of safety training using pictograms on the hardhat for quick and easy reference for all workers on site.
- To include;
  - Safety Training Pictograms
  - Emergency Contact Information






### 2.0 Scope

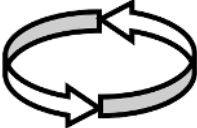
- Site(s) impacted:
- Target user Audience: All qualified workers with Quality Electric Inc.

### 3.0 Safety

- Main purpose is to provide:
  - Quick identification of workers who possess the knowledge and training of the skills acknowledged by the pictograms on the label.
  - Quicker response time if any medical attention is needed by the worker who is unable to communicate effectively at the time due to a medical emergency or incident.

### 4.0 Definitions

Pictogram	Description of Certification
	<ul style="list-style-type: none"> <li>• Lift Training Certification</li> </ul>
	<ul style="list-style-type: none"> <li>• LOTO and Operational Locking and Tagging Safety Training Certification</li> </ul>
	<ul style="list-style-type: none"> <li>• Ladder Safety Training Certification</li> </ul>
	<ul style="list-style-type: none"> <li>• Gas Bunker Training Certification</li> </ul>
	<ul style="list-style-type: none"> <li>• Electrostatic Discharge Safety Training Certification</li> </ul>

	<ul style="list-style-type: none"> <li>Fall Arrest System Training Certification</li> </ul>
	<ul style="list-style-type: none"> <li>Powder Actuated Tool Safety Trained Certification <ul style="list-style-type: none"> <li>Specifically, HILTI</li> </ul> </li> </ul>
	<ul style="list-style-type: none"> <li>Raised Metal Floor Safety Trained Certification</li> </ul>
	<ul style="list-style-type: none"> <li>Emergency Contact Information in the event the worker is unable to communicate</li> </ul>
	<ul style="list-style-type: none"> <li>Reverse Donning Symbol <ul style="list-style-type: none"> <li>ANSI Z89.1 standard</li> </ul> </li> </ul>

## 5.0 Specifications

- The Certification stickers will be 1" by 1" rounded triangles that stack in a nesting pattern.
- The Emergency Contact Information Sticker will be a ½" Height by 2 ¾" Long. It will house an internal paper for any medical issues and an emergency contact in case of an unforeseeable event.

## 6.0 Requirements

- To provide continuity and uniformity to all team members in Quality Electric Inc employment we will have the certification stickers stacked on the back lower portion of the hard hat or on the brim of the hardhat if worn with the brim backwards.
  - If the brim is backwards it is required that the hat have the symbol of Reverse Donning to be OSHA compliant with ANSI Z89.1 standard.
- To provide continuity and uniformity to all team members in Quality Electric Inc employment we will have the Emergency Contact Information sticker placed on the inside of the hardhat above the brim on the side that will be on the back of your head if you are wearing it.



